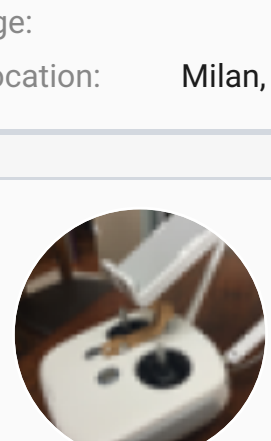


More channels hack

tomtnt · Aug 5, 2015

REPLY

Prev 1 ... 35 36 37 38 39 ... 45 Next Watch



Nstrongr48

Joined: Sep 22, 2015
Messages: 173
Reaction score: 20
Age: 35
Location: Milan, MI

Oct 19, 2015 #721

I was good to go once I added the file on Mac El Capitan

Report Like Reply



xave

Joined: Aug 7, 2015
Messages: 298


Oct 19, 2015 #722

I'm using an iPad Air 2 and I extracted the file and added it accordingly to the iPad using iTunes. The iPad was connected to the controller and the controller to the bird. Still no option to switch channels in custom settings.



PhantomPilots

Oct 19, 2015 #723

xave said: 

I'm using an iPad Air 2 and I extracted the file and added it accordingly to the iPad using iTunes. The iPad was connected to the controller and the controller to the bird. Still no option to switch channels in custom settings.

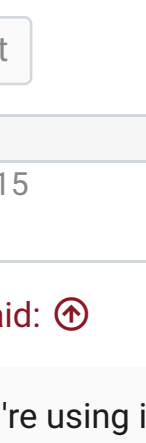
(For Android users, go to [this post](#) for the file and instructions)

For P3P and P3A owners using Apple, follow the steps below carefully with a PC or with a Mac. Please read this entire post before deciding if you want to proceed with the install.

1. Download the zip file attached below in this post.
 2. **Unzip** the zip file (**don't skip this step!**)
 3. Set the extract (unzip) location to **show hidden files** if it's not already.
- [NOTE: Several Mac users have found showing hidden files to be a stumbling block. If you use a Mac and are having issues showing hidden files, try this or this or this]
4. Make sure you can see the single, **now unzipped** file named **.DJI.configs (with the leading ".")**
 5. Open iTunes, use latest version
 6. Connect your iPad / iPhone (unlock the screen)
 7. Close GO app if it's running
 8. Once GO app can see your iPad / iPhone in iTunes, click on it.
 9. Then click on Apps
 10. Then scroll all the way down to the bottom in the File Sharing section
 11. Select DJI GO
 12. Click on Add File...
 13. Browse to the location of the unhidden **single** and **unzipped** file from earlier, **.DJI.configs (with the leading ".")**
 14. Click on the file and select it. (If you are prompted about replacing the existing file, click Replace. **You may not get this prompt.**) Don't worry if you don't see the file appear in the File Sharing list.
- That should be it. You should now simply be able to unplug from iTunes, launch the GO app, and see the channels if you scroll left and right on the channel screen. I didn't need to connect it to my phantom to see the channels on any of the many times I have done this.
- If it didn't work, check in iTunes File Sharing, DJI GO Documents. If you see a file with an .rar or .zip extension, it means that you did not follow the directions. Start over and be sure to unzip the downloaded file as noted.
- If when you try to add the file you get a dialog box saying, "could not be copied because you do not have permission," it means that you did not follow the directions. Start over and be sure to unlock your iPad / iPhone as noted.
- If the file is unzipped but you see only an empty folder, be sure to show hidden files as noted above.
- This "hack" is very easy to install if you have a good understanding of your computer and your mobile device. If you don't, may I respectfully suggest that you let someone locally with more knowledge help you. It will be much faster. Cheers!**
- Notes:**
- > **Not every country allows custom settings. If you are in a region that does not allow custom settings, Apple device owners often set their region to US.**
 - > **Custom selecting of channels is for the video downlink only. That's true for both the stock channels as well as the added channels.**
 - > **When in custom mode, you need to be connected to your phantom to select the channels.**
 - > **The auto setting does NOT use the added channels, only the stock channels.**
 - > **This does not add extra power, it just allows potentially quieter frequencies to be used for the video downlink.**
 - > **Every question you have has been asked and answered dozens of times in this and other forums. Please search first, then ask us if you can't find the answer.**

The channels added above and below the stock channels may fall into a reserved range of frequencies in your country. Use the extra channels at your own risk.


Attachments



32 Channel Configs F...
202 bytes Views: 2,847

Last edited: Feb 2, 2017

P3P (W323A): v1.4.1 RC (GL300B): v1.3.2
P3A (W322): v1.6.4 RC (GL300A): v1.5.7
DJI GO: v2.4.2 (32 channels) iPad Air 2: iOS 9.3.5

 Greybush, Floyd Wilcox, Lee 56 and 7 others


Report Like Reply



xave

Joined: Aug 7, 2015
Messages: 298
Reaction score: 138
Age: 50

Oct 19, 2015 #724

Oso said: 

So you're using iTunes with an Air 2. From what I recall, you are in the Midwest US, so you should have no issues with being in a restricted country.

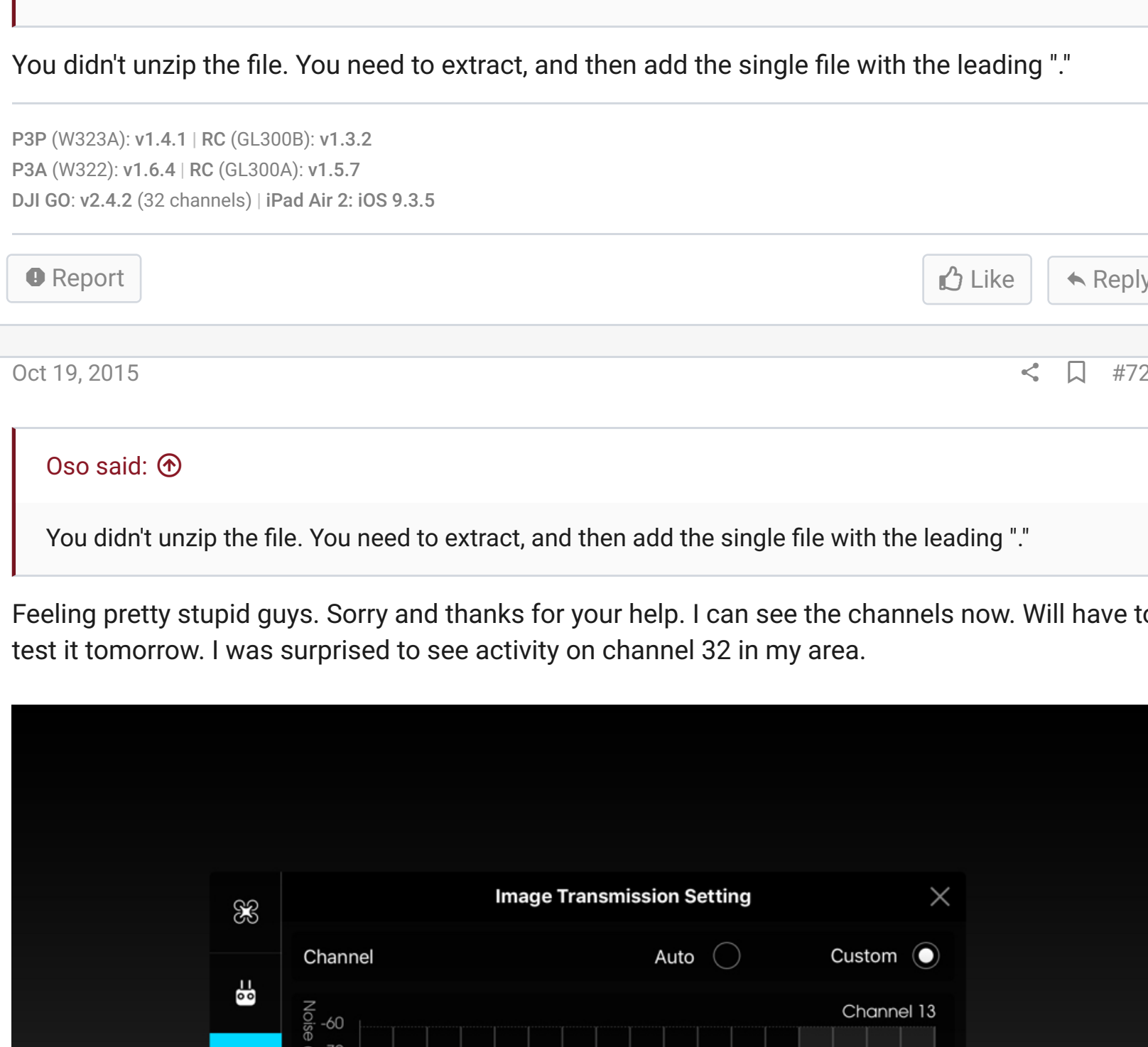
Did you do this:

Click to expand...

I appreciate your help. I'm pretty sure I followed the directions to the letter. Pretty easy instructions. I've taken a screen shot of the dji directory within my iPad. I see the file there yet still no channels

File Sharing

The apps listed below can transfer documents between your iPad and this computer:



Here it is in the iPad


Report Like Reply



bobmyers

Joined: May 10, 2015
Messages: 3,622
Reaction score: 870
Age: 77
Location: San Antonio

Oct 19, 2015 #725

xave said: 

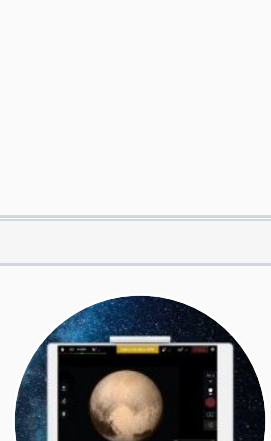
I appreciate your help. I'm pretty sure I followed the directions to the letter. Pretty easy instructions. I've taken a screen shot of the dji directory within my iPad. I see the file there yet still no channels

View attachment 33841

its a rar file has to be unzipped

P4P v1.02.05-- P3P iPad Air 2: iOS 9.3.4
RCv1.6.0 DJI GO App: v2.8.7
AMA member


Report Like Reply



Oso
Premium Pilot

Joined: May 19, 2015
Messages: 4,547
Reaction score: 3,431
Location: Western US

Oct 19, 2015 #726

xave said: 

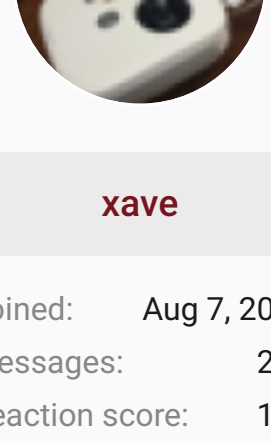
I appreciate your help. I'm pretty sure I followed the directions to the letter. Pretty easy instructions. I've taken a screen shot of the dji directory within my iPad. I see the file there yet still no channels

View attachment 33841

You didn't unzip the file. You need to extract, and then add the single file with the leading ""

P3P (W323A): v1.4.1 RC (GL300B): v1.3.2
P3A (W322): v1.6.4 RC (GL300A): v1.5.7
DJI GO: v2.4.2 (32 channels) iPad Air 2: iOS 9.3.5


Report Like Reply



xave

Joined: Aug 7, 2015
Messages: 298
Reaction score: 138
Age: 50

Oct 19, 2015 #727

Oso said: 

You didn't unzip the file. You need to extract, and then add the single file with the leading ""

Feeling pretty stupid guys. Sorry and thanks for your help. I can see the channels now. Will have to test it tomorrow. I was surprised to see activity on channel 32 in my area.

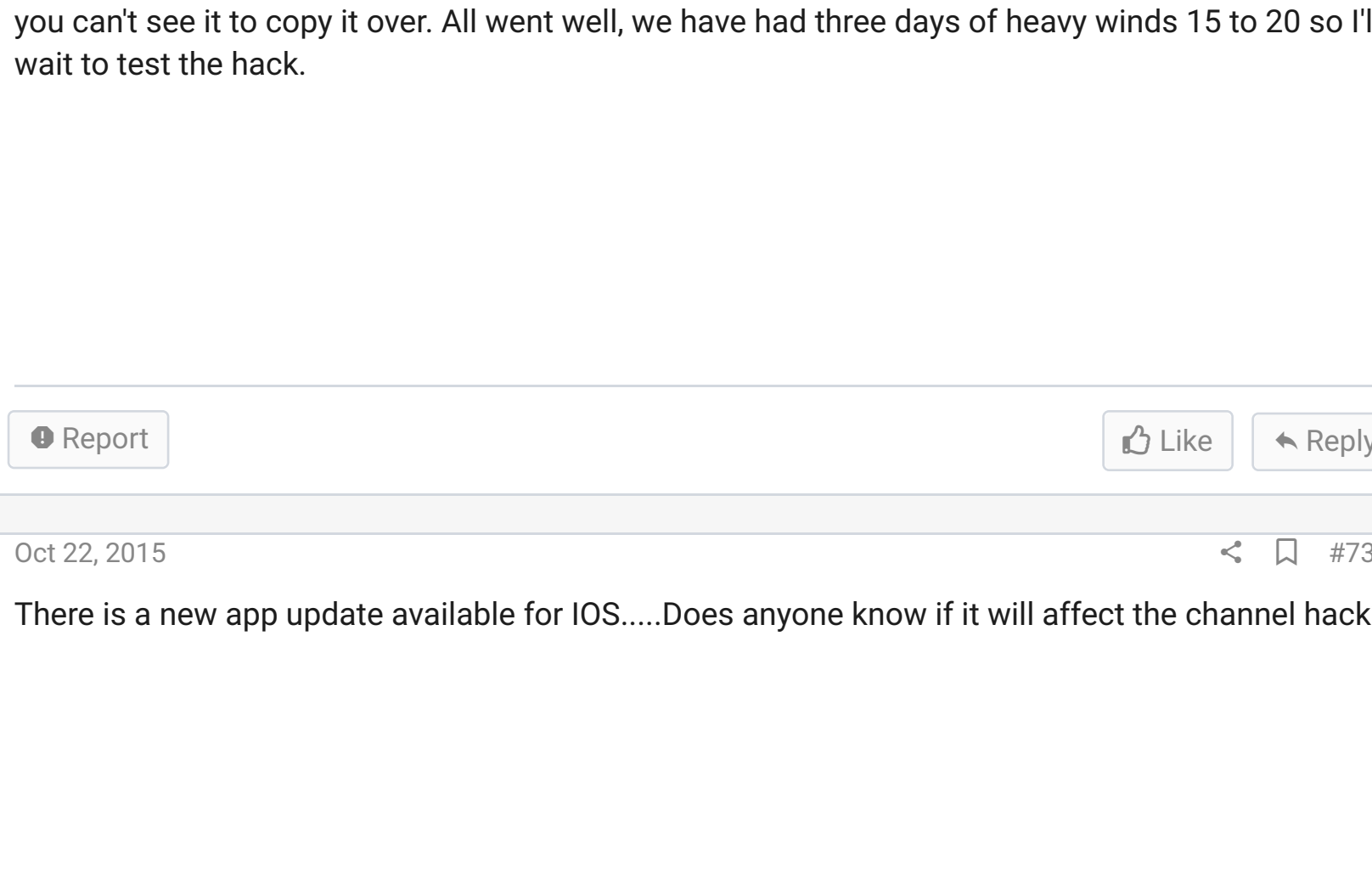


Image Transmission Setting

Channel: Auto Custom

Stable Unstable

Select Channel: Channel 20

Transmission quality: 6Mbps(1.24m)

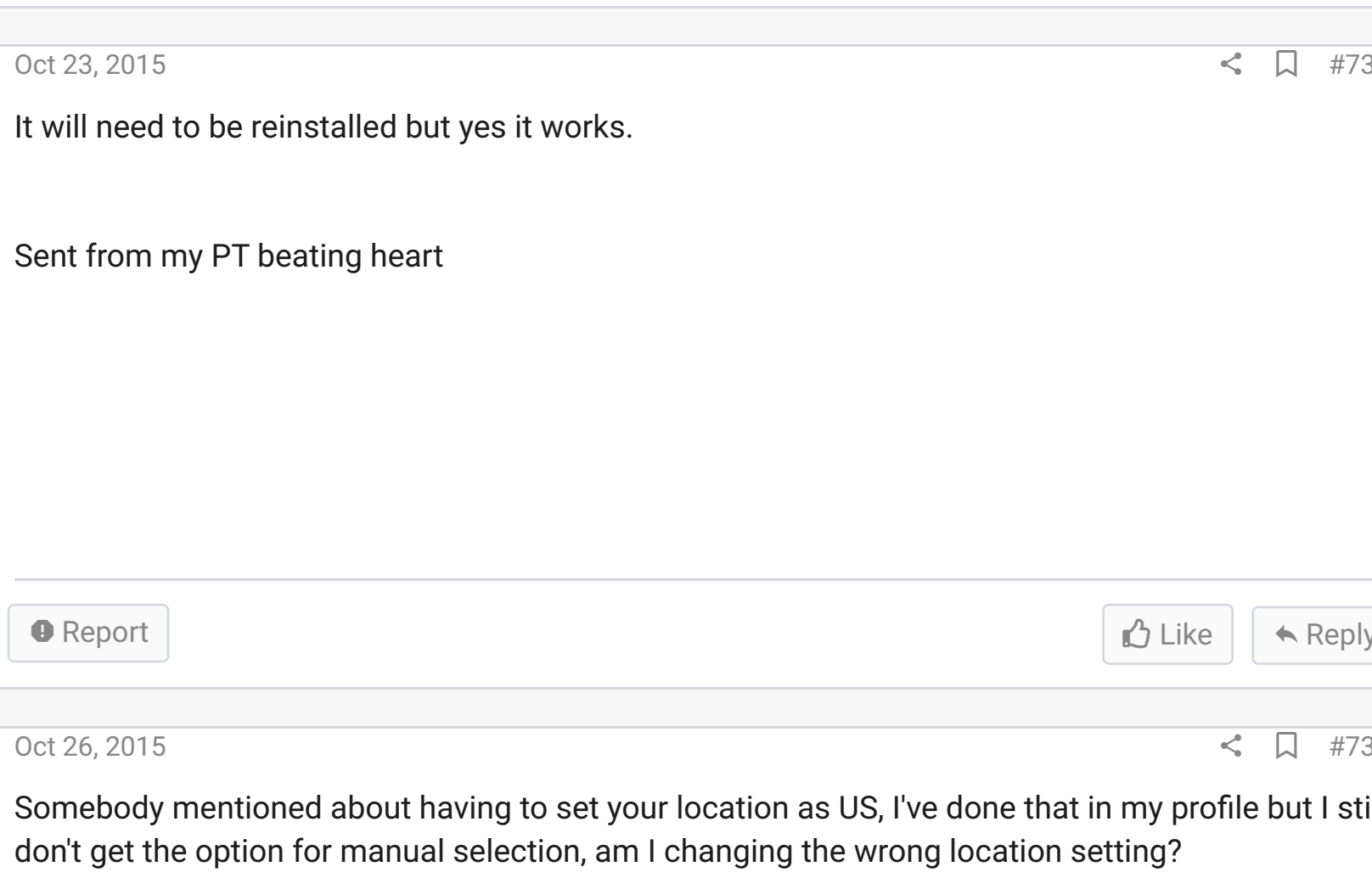


Image Transmission Setting


Channel: Auto Custom

Stable Unstable

Select Channel: Current Channel

Transmission quality: 6Mbps(1.24m)


Report Like Reply



Oso
Premium Pilot

Joined: May 19, 2015
Messages: 4,547
Reaction score: 3,431
Location: Western US

Oct 19, 2015 #728

xave said: 

Feeling pretty stupid guys. Sorry and thanks for your help. I can see the channels now. Will have to test it tomorrow. I was surprised to see activity on channel 32 in my area.

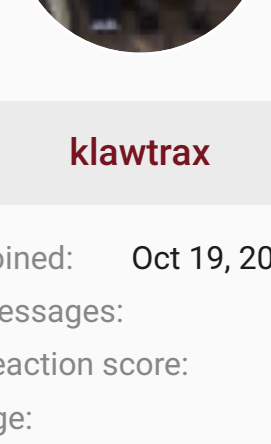
View attachment 33844
View attachment 33845

Happy to help sir.

I'm also surprised to see activity on 32. Everything from around 28 and higher has always been flatlined in my area, so when I see your picture showing activity it looks odd to me.

P3P (W323A): v1.4.1 RC (GL300B): v1.3.2
P3A (W322): v1.6.4 RC (GL300A): v1.5.7
DJI GO: v2.4.2 (32 channels) iPad Air 2: iOS 9.3.5

Report Like Reply



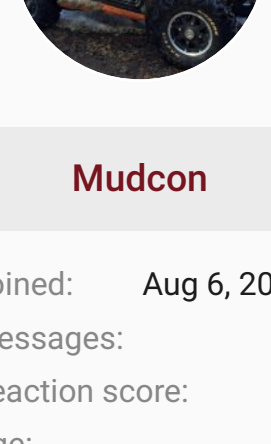
xave

Joined: Aug 7, 2015
Messages: 298
Reaction score: 138
Age: 50

Oct 19, 2015 #729

Looks like 28 or 29 may be my best options

Report Like Reply



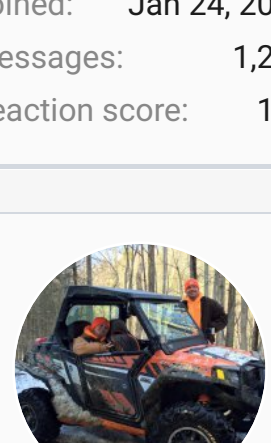
Mordor

Joined: Jul 27, 2015
Messages: 724
Reaction score: 130
Age: 48

Oct 20, 2015 #730

Set to AUTO...even with hack is the best option here...

Report Like Reply




klawtrax

Joined: Oct 19, 2015
Messages: 60
Reaction score: 9
Age: 50

Oct 20, 2015 #731

Just did the hack today, I did have to set my Mac to show hidden files until I was done otherwise you can't see it to copy it over. All went well, we have had three days of heavy winds 15 to 20 mph so I'll wait to test the hack.

Report Like Reply



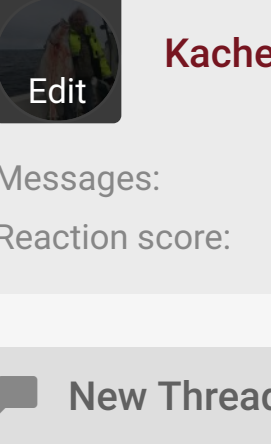
Eagle1

Joined: Oct 16, 2015
Messages: 16
Reaction score: 1
Age: 36

Oct 22, 2015 #732

There is a new app update available for IOS.....Does anyone know if it will affect the channel hack?

Report Like Reply



jryser

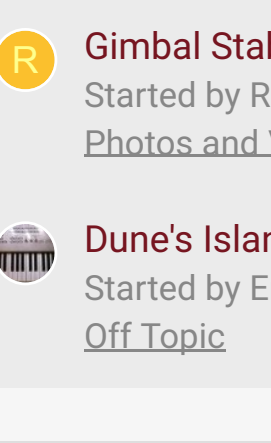
Joined: Aug 3, 2014
Messages: 383
Reaction score: 152
Age: 50
Location: Indiana

Oct 23, 2015 #733

It will need to be reinstalled but yes it works.

Sent from my PT beating heart

Report Like Reply



CelticWebs


Joined: Oct 25, 2015
Messages: 2
Reaction score: 0
Age: 42

Oct 26, 2015 #734

Somebody mentioned about having to set your location as US, I've done that in my profile but I still don't get the option for manual selection, am I changing the wrong location setting?

EDIT

Found it in another thread

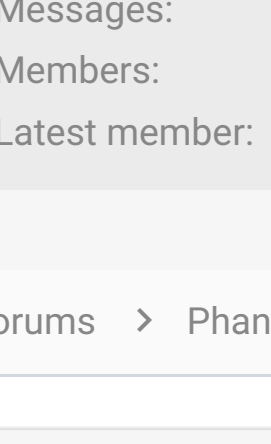
Uptowndisco2 said: 

If you are in the EU UK and use an IOS device and set the manual Channel select option greyed out, go to you iPads own settings and change the location setting to US, you will now have all your manual settings back for transmission rate etc.

It does work I am in the UK and had to do this to get the settings back. 😊

Last edited: Oct 26, 2015

Report Like Reply



gfredrone

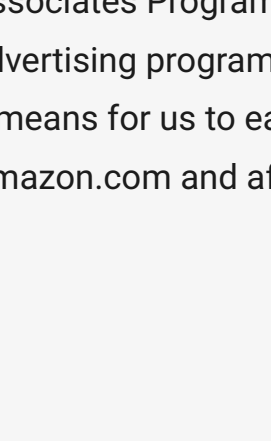
Joined: Jan 24, 2014
Messages: 1,221
Reaction score: 196

Oct 27, 2015 #735

I just discovered if you leave the app running and turn the controller off then back on the transmission quality slider will go up to 10Mbps

Todd Schwartz

Report Like Reply



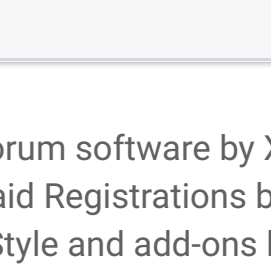
klawtrax

Joined: Oct 19, 2015
Messages: 60
Reaction score: 9
Age: 50

Oct 27, 2015 #736

What does that slider do anyway?

Report Like Reply



III% Strev

Joined: Jul 31, 2015
Messages: 1,756
Reaction score: 520
Age: 35

Oct 27, 2015 #737

Whats it titled? Might be a clue?!

RadRich

Report Like Reply

Mudcon

Joined: Aug 6, 2015
Messages: 61
Reaction score: 5
Age: 47

Oct 27, 2015 #738

gfredrone said:

I just discovered if you leave the app running and turn the controller off then back on the transmission quality slider will go up to 10Mbps

What bird do you have?

Mudcon.com

Report Like Reply

gfredrone

Joined: Jan 24, 2014
Messages: 1,221
Reaction score: 196

Oct 27, 2015 #739

Mudcon said:

What bird do you have?

P3 Pro

Report Like Reply

Mudcon

Joined: Aug 6, 2015
Messages: 61
Reaction score: 5
Age: 47

Oct 27, 2015 #740

I will try it.. That's what I have

Mudcon.com

Report Like Reply

Prev 1 ... 35 36 37 38 39 ... 45 Next

KachemakDiver

Messages: 430
Reaction score: 312

New Threads

- **Phantom 4 Advanced - Crashed - Gimbal Replacement/Repair Question**
Started by TonyBrsd · Today at 1:30 PM · Replies: 1
[Phantom Crash & Flyaway Assistance](#)
- **Trade-up Using DJI Trade Up**
Started by VictorBravo77 · Today at 9:11 AM · Replies: 5
[Standard](#)
- **DJI Phantom 4 Pro Drifting, Occasionally Losing Signal**
Started by Woller · Today at 8:14 AM · Replies: 0
[Phantom Crash & Flyaway Assistance](#)
- **Gimbal Stabilizer**
Started by Rovertoss · Today at 6:11 AM · Replies: 0
[Photos and Video](#)
- **Dune's Island - A Free Video Learning Series**
Started by Eric Matyas · Today at 5:55 AM · Replies: 0
[Off Topic](#)

Members online

KachemakDiver, schroeder1959, CharlieU, RB55, W4ZW4, umanbean, WV, Rootman, rbrucel, Davep4, k818m11, jwramp, photodhill, kryptek, jahjahwarrior, chriscketting, Josh.Ex, Simba01, estes53

Total: 194 (members: 19, guests: 175)

Forum statistics

Threads:	137,826
Messages:	1,424,044
Members:	100,056
Latest member:	chanroza

About us

DronePilots

community for DJI Phantom drone enthusiasts and a member of the DronePilots Network. We are a participant in the Amazon Services LLC Associates Program, an affiliate advertising program designed to provide a means for us to earn fees by linking to Amazon.com and affiliated sites.

Calling All Drone Pilots!

MavicPilots

InspirePilots

SparkPilots

TelloPilots

YuneecPilots

ParrotPilots

AutelPilots

SkydioPilots

CommercialDronePilots

OsmoPilots

DronePilots

3DRPilots

GoProPilots

Site Links

Advertise with Us - Contact Us

Community Rules - Terms of Service - Privacy Policy

Manage Email Subscriptions - Premium Pilot Upgrades